

Certificate of Analysis

Company: Demeters DG LLC	Sample ID: Biscotti Pancakes CLTV0068-008-005	Report Date: 4/24/2023
PO Box 1218	Lot: N/A	Date Analyzed: 4/21/2023
Brattleboro, VT 05301	Matrix: Flower	Analyst: 011
Customer ID: 230210-0	Date Sampled: N/A	Report ID: C230418AY
Grower License #: CLTV0068	Date Received: 4/18/2023	

Cannabinoid Summary

Cannabinoid Profile	LOQ (mg/g)	Concentration (mg/g)	Weight (%)
CBDVA	0.0005	<LOQ	<LOQ
CBDV	0.0012	<LOQ	<LOQ
CBDA	0.0008	0.57	0.06
CBGA	0.0008	6.26	0.63
CBG	0.0019	1.11	0.11
CBD	0.0019	<LOQ	<LOQ
THCV	0.0021	<LOQ	<LOQ
CBN	0.0013	<LOQ	<LOQ
Δ9-THC	0.0020	2.44	0.24
Δ8-THC	0.0019	<LOQ	<LOQ
THC-A	0.0034	203.45	20.34
CBC	0.0024	<LOQ	<LOQ
Total THC		180.86	18.09
Total CBD		0.50	0.05
Total Cannabinoids		213.83	21.38

18.09%

Total THC

0.05%

Total CBD

21.38%

Total Cannabinoids

0.24%


Δ9-THC

11.22%

Percent Moisture

1 : 0

THC : CBD Ratio



Cannabinoids Methodology: High Performance Liquid Chromatography (HPLC) using PerkinElmer FLEXAR™ with Photo Diode Array Detector (PDA)

Total CBD and total THC are calculated values, to account for assumed decarboxylation from the acid form (THCA or CBDA) to the neutral form, causing weight loss of the acid group. These values are calculated as follows:
 Total THC = (THCA × 0.877) + Δ9-THC Total CBD = (CBDA × 0.877) + CBD
 Ratio of Total CBD: Total THC Reagent Blanks: < LOQs for all analytes

LOQ = The lowest quantity that this method can reliably detect. Any cannabinoid that was not detected is assumed to be less than the stated LOQ (<LOQ).

All results reflect dry weight of material, based on % moisture of the sample.

Measurement of Uncertainty (MU): the parameter, associated with the result of a measurement, that characterizes the dispersion of the values that could reasonably be attributed to the particular quantity subject to measurement.
 Δ9-THC MU = ±0.005% Total THC MU = ±0.007%

All other cannabinoid MU values are available upon request.

All moisture analysis is determined by loss-on-drying measurement using OHAUS Model MB90 Moisture Content Readers.

This report shall not be reproduced except in full without approval of the laboratory. This is to provide assurance that parts of a report are not taken out of context. Results apply to the samples as received.

Certified by: *Luke E. M.*
 Luke Emerson Mason (Laboratory Director, Bia Diagnostics)

Certificate of Analysis

Company: Demeters DG LLC

PO Box 1218

Brattleboro, VT 05301

Customer ID: 230210-0

Sample ID: PBZ, Meatbreath, CCC - Room 1

Lot: CLTV0068-001

Matrix: Flower

Date Sampled: N/A

Report Date: 2/20/2023

Date Analyzed: 2/20/2023

Analyst: 018


Grower License #: CLTV0068

Date Received: 2/10/2023

Report ID: C230210AU

Pathogen Summary

Target Pathogens	Method	LOD (cfu/g)	Result (cfu/g)
Aspergillus - flavus, fumigatus, niger, terreus	Aspergillus AOAC PTM No. 032104	5	<LOD
STEC	STEC Virx AOAC PTM No. 121203	5	<LOD
Salmonella spp.	Salmonella II AOAC PTM No. 010803	5	<LOD



Test Methodology: Bio-Rad IQ-Check PCR Kits

cfu/g = colony forming units per gram

LOD = The lowest quantity that this method can reliably detect. Any microbial growth that was not detected is assumed to be less than the stated LOD (<LOD)

Certificate of Analysis

Company: Demeters DG LLC

Sample ID: PBZ, Meatbreath, CCC - Room 1

PO Box 1218

Lot: CLTV0068-001

Report Date: 2/22/2023

Brattleboro, VT 05301

Matrix: Flower

Date Analyzed: 2/20/2023

Customer ID: 230210-0

Date Sampled: N/A

Analyst: 045

Grower License #: CLTV0068

Date Received: 2/10/2023

Report ID: C230210AU

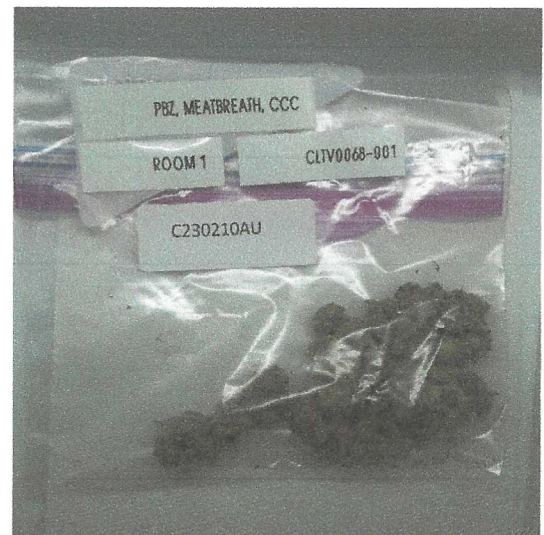
Pesticides/Mycotoxins Summary

Category II Residual Pesticide	LOQ (ppm)	Concentration (ppm)
Abamectin	0.0100	<LOQ
Acephate	0.0010	<LOQ
Acequinocyl	0.0010	<LOQ
Azoxystrobin	0.0010	<LOQ
Bifenazate	0.0010	<LOQ
Bifenthrin	0.0010	<LOQ
Carbaryl	0.0010	<LOQ
Cypermethrin	0.0100	<LOQ
Etoxazole	0.0010	<LOQ
Imidacloprid	0.0010	<LOQ
Myclobutanil	0.0010	<LOQ
Pyrethrin I	0.0010	<LOQ
Pyrethrin II	0.0010	<LOQ
Spinosyn A	0.0010	<LOQ
Spinosyn D	0.0010	<LOQ

Category II Mycotoxin	LOQ (ppm)	Concentration (ppm)
Ochratoxin A	0.0020	NOT TESTED
Aflatoxin B1	0.0002	NOT TESTED
Alfatoxin B2	0.0010	NOT TESTED
Alfatoxin G1	0.0002	NOT TESTED
Alfatoxin G2	0.0010	NOT TESTED

Category I Residual Pesticide	LOQ (ppm)	Concentration (ppm)
Chlorpyrifos	0.0010	<LOQ
Imazalil	0.0010	<LOQ

8.04%
Percent Moisture



LOQ = The lowest quantity this method can reliably detect. Any pesticide or mycotoxins that was not detected is assumed to be less than the stated LOQ (<LOQ).

All results reflect dry weight of material, based on % moisture of the sample.

ppb = parts per billion

Pesticides/Mycotoxin Methodology: Liquid Chromatography with Tandem Mass Spectrometry using PerkinElme QSight® LX50 UHPLC and