

## Certificate of Analysis

**Company:** Old School Weed Company  
 2187 Cole Hill Rd  
 Morrisville, VT 05661  
**Customer ID:** 191022-2  
**Grower License #:** S-000000761

**Sample ID:** Hella Jelly  
**Lot:** N/A  
**Matrix:** Flower-Dry  
**Date Sampled:** N/A  
**Date Received:** 10/11/2022

**Report Date:** 10/25/2022  
**Date Analyzed:** 10/21/2022  
**Analyst:** LEM  
**Report ID:** C221011AF

### Cannabinoid Summary

Cannabinoid Profile	LOQ (mg/g)	Concentration (mg/g)	Weight (%)
CBDVA	0.0005	<LOQ	<LOQ
CBDV	0.0012	<LOQ	<LOQ
CBDA	0.0008	0.91	0.09
CBGA	0.0008	7.65	0.77
CBG	0.0019	0.87	0.09
CBD	0.0019	<LOQ	<LOQ
THCV	0.0021	<LOQ	<LOQ
CBN	0.0013	<LOQ	<LOQ
Δ9-THC	0.0020	1.60	0.16
Δ8-THC	0.0019	<LOQ	<LOQ
THC-A	0.0034	194.69	19.47
CBC	0.0024	<LOQ	<LOQ
<b>Total THC</b>		<b>172.35</b>	<b>17.23</b>
<b>Total CBD</b>		<b>0.80</b>	<b>0.08</b>
<b>Total Cannabinoids</b>		<b>205.73</b>	<b>20.57</b>

**17.23%**  
**Total THC**

**0.08%**  
**Total CBD**

**20.57%**  
**Total Cannabinoids**

**0.16%**  
**Δ9-THC**

**11.25%**  
**Percent Moisture**

**1 : 0**  
**THC : CBD Ratio**

**Cannabinoids Methodology:** High Performance Liquid Chromatography (HPLC) using PerkinElmer FLEXAR™ with Photo Diode Array Detector (PDA)

Total CBD and total THC are calculated values, to account for assumed decarboxylation from the acid form (THCA or CBDA) to the neutral form, causing weight loss of the acid group. These values are calculated as follows:  
 Total THC = (THCA x 0.877) + Δ9-THC      Total CBD = (CBDA x 0.877) + CBD  
 Ratio of Total CBD: Total THC      Reagent Blanks: < LOQs for all analytes


LOQ = The lowest quantity that this method can reliably detect. Any cannabinoid that was not detected is assumed to be less than the stated LOQ (<LOQ).

All results reflect dry weight of material, based on % moisture of the sample.

Measurement of Uncertainty (MU): the parameter, associated with the result of a measurement, that characterizes the dispersion of the values that could reasonably be attributed to the particular quantity subject to measurement.  
 Δ9-THC MU = ±0.005%      Total THC MU = ±0.007%

All other cannabinoid MU values are available upon request.

All moisture analysis is determined by loss-on-drying measurement using OHAUS Model MB90 Moisture Content Readers.



This report shall not be reproduced except in full without approval of the laboratory. This is to provide assurance that parts of a report are not taken out of context. Results apply to the samples as received.

Certified by: Luke E. M.  
 Luke Emerson Mason (Laboratory Director, Bia Diagnostics)




## Certificate of Analysis

<b>Company:</b> Old School Weed Company 2187 Cole Hill Rd Morrisville, VT 05661  <b>Customer ID:</b> 191022-2 <b>Grower License #:</b> S-000000761	<b>Sample ID:</b> Dep Beds <b>Lot:</b> N/A <b>Matrix:</b> Flower-Dry <b>Date Sampled:</b> 9/26/2022 <b>Date Received:</b> 9/26/2022	<b>Report Date:</b> 10/11/2022 <b>Date Analyzed:</b> 10/10/2022 <b>Analyst:</b> HEM <b>Report ID:</b> C220926AB
---	---	--

## Heavy Metal Summary

Heavy Metal Profile	LOQ (ppm)	Concentration (ppm)
<b>Arsenic (As)</b>	0.0001	0.086
<b>Cadmium (Cd)</b>	0.0001	0.076
<b>Mercury (Hg)</b>	0.0001	0.005
<b>Lead (Pb)</b>	0.0001	0.032



Heavy Metal Methodology: ICP-MS using PerkinElmer NexION® 2000 ICP Mass Spectrometer

Reagent Blanks: < LOQs for all analytes

ppm = parts per million

LOQ = The lowest quantity that this method can reliably detect. Any heavy metal that was not detected is assumed to be less than the stated LOQ (<LOQ).

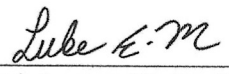
All results reflect dry weight of material, based on % moisture of the sample.

All moisture analysis is determined by loss-on-drying measurement using OHAUS Model MB90 Moisture Content Readers.

**11.82%**

**Percent Moisture**

This report shall not be reproduced except in full without approval of the laboratory. This is to provide assurance that parts of a report are not taken out of context. Results apply to the samples as received.


Certified by:   
 Luke Emerson Mason (Laboratory Director, Bia Diagnostics)

## Certificate of Analysis

<b>Company:</b> Old School Weed Company 2187 Cole Hill Rd Morrisville, VT 05661  <b>Customer ID:</b> 191022-2  <b>Grower License #:</b> S-000000761	<b>Sample ID:</b> Scoops light Dep Bed 2  <b>Lot:</b> N/A <b>Matrix:</b> Flower-Dry <b>Date Sampled:</b> 9/26/2022 <b>Date Received:</b> 9/26/2022	<b>Report Date:</b> 10/6/2022 <b>Date Analyzed:</b> 10/2/2022 <b>Analyst:</b> LEM <b>Report ID:</b> C220926AB
---	---	--

### Pathogen Summary

Target Pathogens	Method	LOD (cfu/g)	Result (cfu/g)
Aspergillus - flavus, fumigatus, niger, terreus	Aspergillus AOAC PTM No. 032104	5	<LOD
STEC	STEC Virx AOAC PTM No. 121203	5	<LOD
Salmonella spp.	Salmonella II AOAC PTM No. 010803	5	<LOD



Test Methodology: Bio-Rad IQ-Check PCR Kits

cfu/g = colony forming units per gram

LOD = The lowest quantity that this method can reliably detect. Any microbial growth that was not detected is assumed to be less than the stated LOD (<LOD).

Reagent Blanks: <LOD for all analytes

This report shall not be reproduced except in full without approval of the laboratory. This is to provide assurance that parts of a report are not taken out of context. Results apply to the samples as received.

Certified by: \_\_\_\_\_



Luke Emerson Mason (Laboratory Director, Bia Diagnostics)