

Certificate of Analysis

Company: High Altitude Cannabis
 313 Katebrook Rd
 Hardwick, VT 05843

Sample ID: Lemon Cherry Gelato
Lot: 002-C
Matrix: Flower

Report Date: 12/23/2022
Date Analyzed: 12/22/2022

Customer ID: 210319-11
Grower License #: SCLT0162

Date Sampled: N/A
Date Received: 12/8/2022

Analyst: 050
Report ID: C221208AC

Cannabinoid Summary

Cannabinoid Profile	LOQ (mg/g)	Concentration (mg/g)	Weight (%)
CBDVA	0.0005	<LOQ	<LOQ
CBDV	0.0012	<LOQ	<LOQ
CBDA	0.0008	0.54	0.05
CBGA	0.0008	4.68	0.47
CBG	0.0019	0.52	0.05
CBD	0.0019	<LOQ	<LOQ
THCV	0.0021	<LOQ	<LOQ
CBN	0.0013	<LOQ	<LOQ
Δ9-THC	0.0020	3.48	0.35
Δ8-THC	0.0019	<LOQ	<LOQ
THC-A	0.0034	174.59	17.46
CBC	0.0024	<LOQ	<LOQ
Total THC		156.59	15.66
Total CBD		0.47	0.05
Total Cannabinoids		183.81	18.38

15.66%
Total THC

0.05%
Total CBD

18.38%
Total Cannabinoids

0.35%
Δ9-THC

10.60%
Percent Moisture

1 : 0
THC : CBD Ratio

Cannabinoids Methodology: High Performance Liquid Chromatography (HPLC) using PerkinElmer FLEXAR™ with Photo Diode Array Detector (PDA)

Total CBD and total THC are calculated values, to account for assumed decarboxylation from the acid form (THCA or CBDA) to the neutral form, causing weight loss of the acid group. These values are calculated as follows:
 Total THC = (THCA x 0.877) + Δ9-THC Total CBD = (CBDA x 0.877) + CBD
 Ratio of Total CBD: Total THC Reagent Blanks: < LOQs for all analytes

LOQ = The lowest quantity that this method can reliably detect. Any cannabinoid that was not detected is assumed to be less than the stated LOQ (<LOQ).

All results reflect dry weight of material, based on % moisture of the sample.

Measurement of Uncertainty (MU): the parameter, associated with the result of a measurement, that characterizes the dispersion of the values that could reasonably be attributed to the particular quantity subject to measurement.
 Δ9-THC MU = ±0.005% Total THC MU = ±0.007%

All other cannabinoid MU values are available upon request.

All moisture analysis is determined by loss-on-drying measurement using OHAUS Model MB90 Moisture Content Readers.



This report shall not be reproduced except in full without approval of the laboratory. This is to provide assurance that parts of a report are not taken out of context. Results apply to the samples as received.

Certified by: Luke E. M.
 Luke Emerson Mason (Laboratory Director, Bia Diagnostics)

Certificate of Analysis

Company: High Altitude Cannabis
 313 Katebrook Rd
 Hardwick, VT 05843

Sample ID: Harvest Lot #002
Lot: 2
Matrix: Flower

Report Date: 12/23/2022
Date Analyzed: 12/22/2022
Analyst: 018


Customer ID: 210319-11
Grower License #: SCLT0162

Date Sampled: N/A
Date Received: 12/8/2022

Report ID: C221208AG

Pathogen Summary

Target Pathogens	Method	LOD (cfu/g)	Result (cfu/g)
Aspergillus - flavus, fumigatus, niger, terreus	Aspergillus AOAC PTM No. 032104	5	<LOD
STEC	STEC Virx AOAC PTM No. 121203	5	<LOD
Salmonella spp.	Salmonella II AOAC PTM No. 010803	5	<LOD



Test Methodology: Bio-Rad IQ-Check PCR Kits

cfu/g = colony forming units per gram

LOD = The lowest quantity that this method can reliably detect. Any microbial growth that was not detected is assumed to be less than the stated LOD (<LOD).

Reagent Blanks: <LOD for all analytes

This report shall not be reproduced except in full without approval of the laboratory. This is to provide assurance that parts of a report are not taken out of context. Results apply to the samples as received.

Certified by: *Luke E. M.*
 Luke Emerson Mason (Laboratory Director, Bia Diagnostics)

Certificate of Analysis

Company: High Altitude Cannabis	Sample ID: Harvest Lot #002	
313 Katebrook Rd	Lot: 2	Report Date: 12/22/2022
Hardwick, VT 05843	Matrix: Flower	Date Analyzed: 12/20/2022
Customer ID: 210319-11	Date Sampled: N/A	Analyst: 45
Grower License #: SCLT0162	Date Received: 12/8/2022	Report ID: C221208AG


Pesticides/Mycotoxins Summary

Category II Residual Pesticide	LOQ (ppm)	Concentration (ppm)
Abamectin	0.0100	<LOQ
Acephate	0.0010	<LOQ
Acequinocyl	0.0010	<LOQ
Azoxystrobin	0.0010	<LOQ
Bifenazate	0.0010	<LOQ
Bifenthrin	0.0010	<LOQ
Carbaryl	0.0010	<LOQ
Cypermethrin	0.0100	<LOQ
Etoazole	0.0010	<LOQ
Imidacloprid	0.0010	<LOQ
Myclobutanil	0.0010	<LOQ
Pyrethrin I	0.0010	<LOQ
Pyrethrin II	0.0010	<LOQ
Spinosyn A	0.0010	<LOQ
Spinosyn D	0.0010	<LOQ

Category II Mycotoxin	LOQ (ppm)	Concentration (ppm)
Ochratoxin A	0.0020	NOT TESTED
Aflatoxin B1	0.0002	NOT TESTED
Alfatoxin B2	0.0010	NOT TESTED
Alfatoxin G1	0.0002	NOT TESTED
Alfatoxin G2	0.0010	NOT TESTED

Category I Residual Pesticide	LOQ (ppm)	Concentration (ppm)
Chlorpyrifos	0.0010	<LOQ
Imazalil	0.0010	<LOQ

8.27%
Percent Moisture



LOQ = The lowest quantity this method can reliably detect. Any pesticide or mycotoxins that was not detected is assumed to be less than the stated LOQ (<LOQ).

All results reflect dry weight of material, based on % moisture of the sample.

ppb = parts per billion

Pesticides/Mycotoxin Methodology: Liquid Chromatography with Tandem Mass Spectrometry using PerkinElme QSight® LX50 UHPLC and QSight 220 Mass Spectrometer

All moisture analysis is determined by loss-on-drying measurement using OHAUS Model MB90 Moisture Content Readers.

Certified by: *Luke E. M.*
 Luke Emerson Mason (Laboratory Director, Bia Diagnostics)


This report shall not be reproduced except in full without approval of the laboratory. This is to provide assurance that parts of a report are not taken out of context.
 Results apply to the samples as received.

Certificate of Analysis

Company: High Altitude Cannabis 313 Katebrook Rd Hardwick, VT 05843 Customer ID: 210319-11 Grower License #: SCLT0162	Sample ID: Harvest Lot #002 Lot: 2 Matrix: Flower Date Sampled: N/A Date Received: 12/8/2022	Report Date: 12/23/2022 Date Analyzed: 12/22/2022 Analyst: 042 Report ID: C221208AG
--	---	--

Heavy Metal Summary

Heavy Metal Profile	LOQ (ppm)	Concentration (ppm)
Arsenic (As)	0.0001	0.0098
Cadmium (Cd)	0.0001	0.0076
Mercury (Hg)	0.0001	<LOQ
Lead (Pb)	0.0001	0.0087



8.27%
Percent Moisture

Heavy Metal Methodology: ICP-MS using PerkinElmer NexION® 2000 ICP Mass Spectrometer

Reagent Blanks: < LOQs for all analytes

ppm = parts per million

LOQ = The lowest quantity that this method can reliably detect. Any heavy metal that was not detected is assumed to be less than the stated LOQ (<LOQ).

All results reflect dry weight of material, based on % moisture of the sample.

All moisture analysis is determined by loss-on-drying measurement using OHAUS Model MB90 Moisture Content Readers.

This report shall not be reproduced except in full without approval of the laboratory. This is to provide assurance that parts of a report are not taken out of context. Results apply to the samples as received.

Certified by: *Luke E-M*
 Luke Emerson Mason (Laboratory Director, Bia Diagnostics)